

# The Labor Market is Wobbling But Will it Topple?

---

## **Joseph Lavorgna**

Chief US Economist

Managing Director

SMBC Nikko Securities America, Inc.

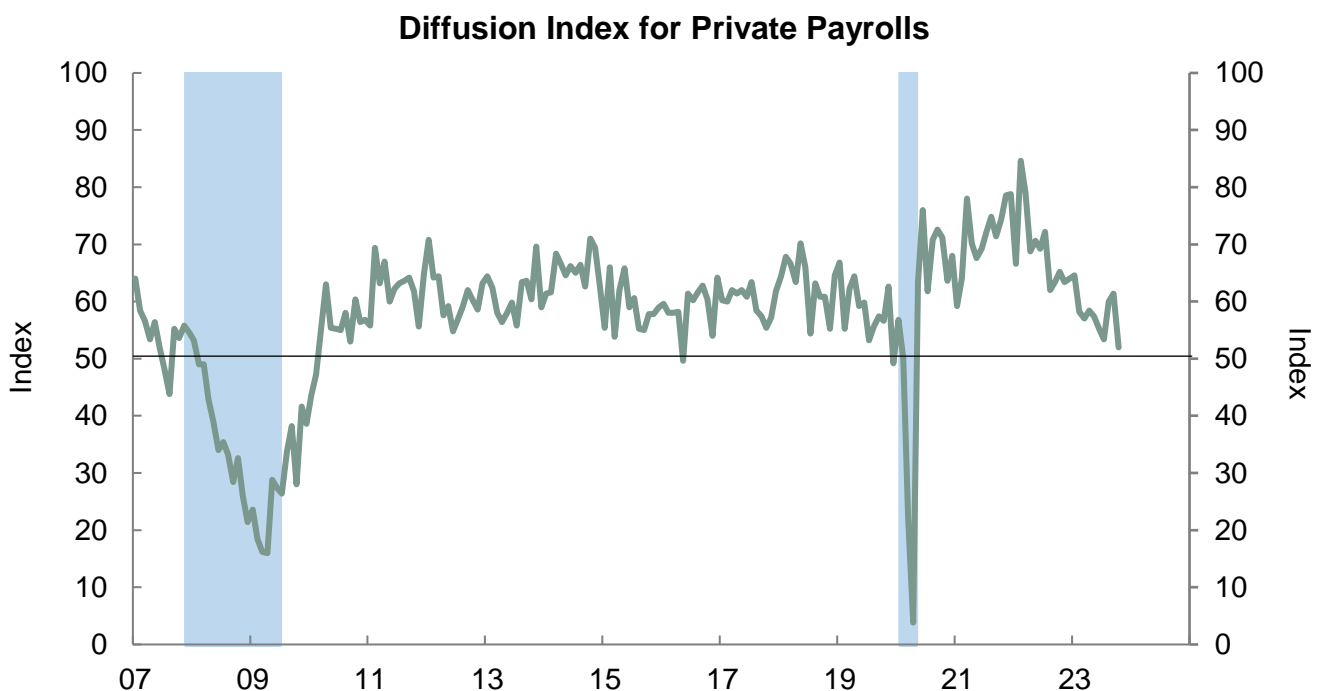
Joseph.Lavorgna@smbcnikko-si.com

(212) 893-1528

November 3, 2023

## Fewer Sectors Are Hiring

Rising breadth is a sign of durability and strength because when many industries are hiring, the economy is not dependent on just a few sectors to keep growth afloat. Last month, the diffusion index of private employment, which measures breadth, fell to just 52%, a new post-pandemic low. This leaves the labor market vulnerable to both to a pullback in demand due to tight monetary policy as well as negative exogenous shocks from geopolitics.



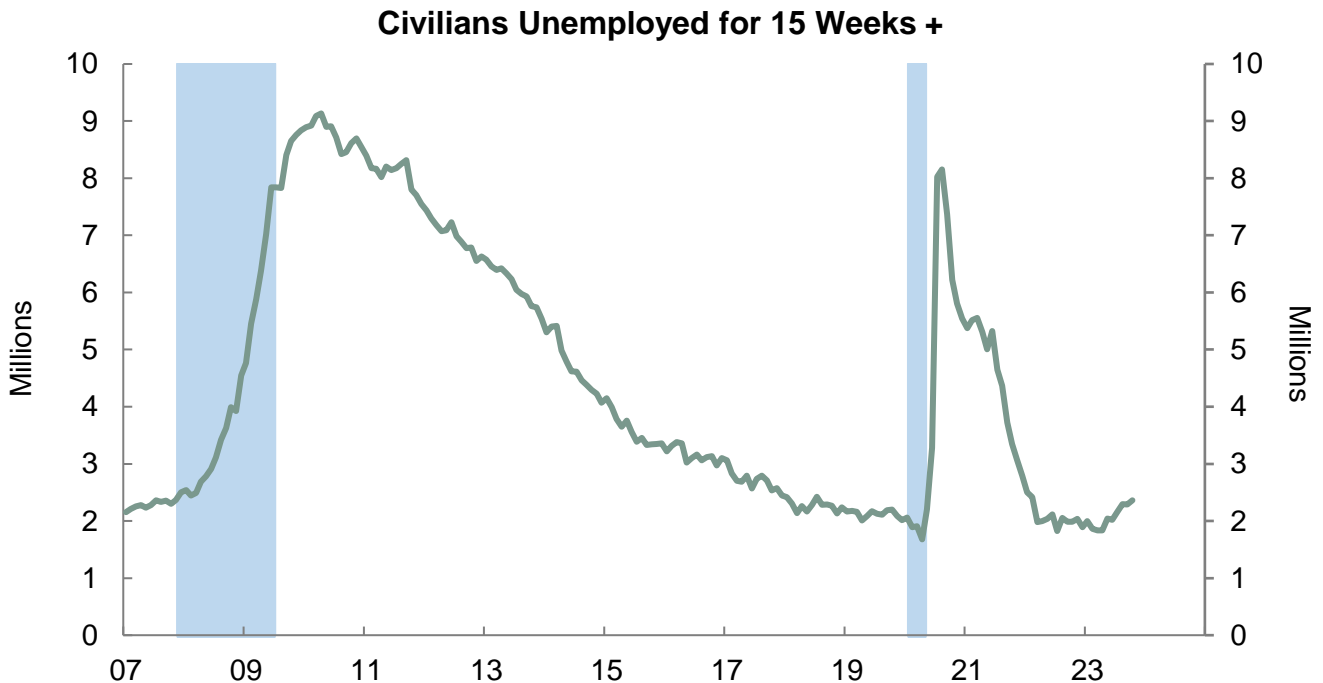
## Another Metric Already Shows Job Losses

While more volatile than the Establishment Survey, which is where the payroll data are derived, the Household Survey is arguably better at capturing inflection point owing to the fact its sample effectively changes monthly. Private sector wage and salary workers (W&S) in the Household Survey have now fallen in back-to-back months, down 122k in October and -70k in September. Over the last three months, a 538k discrepancy in jobs has emerged between private W&S and private payrolls. This hints of more downward revisions in the latter.



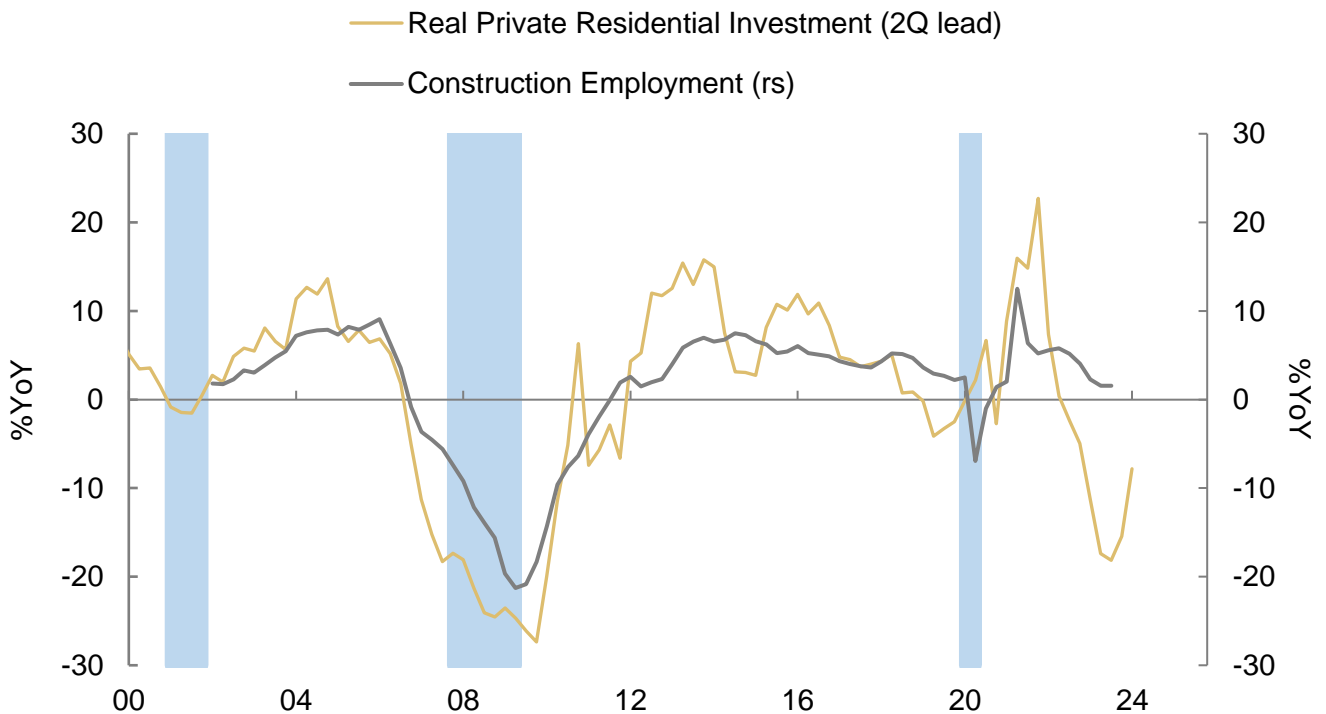
## More Cracks in the Foundation

Since April when the unemployment rate matched its cyclical low of 3.4%, the number of long-term unemployed has risen 528k. Notably, this is the largest six-month non-pandemic increase since March 2010 and corroborates rising continuing jobless claims. When combined with recent declines in private W&S jobs, the recent increase in the unemployment rate is likely to persist. If so, this would send an ominous sign for 2024 growth prospects.



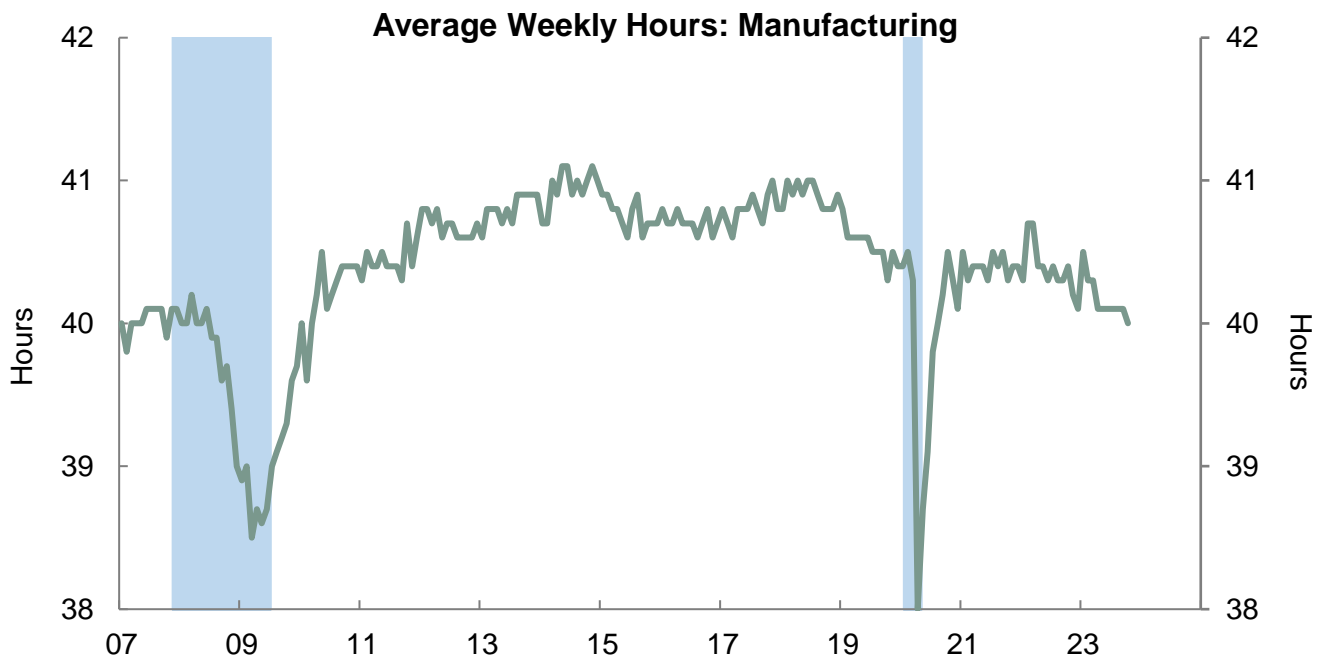
## Construction Jobs Poised for a Mighty Drop

Despite multi-decade highs in mortgage rates and a sharp slowdown in residential building, the construction sector added jobs for the seventh month in a row. Currently, construction employment is at an all-time high. While labor hoarding partially explains this phenomenon, interest rates will need to fall sharply to prevent significant industry-wide layoffs, upwards of nearly 800k.



## Another Leading Indicator Continues to Decline

The factory workweek fell a tenth to 40.0 hours in October. While the autoworkers' strike was no doubt a factor, the factory workweek has been in sharp descent for some time, declining to its lowest reading since March. Remember the workweek is one of the 10 key subcomponents of Leading Economic Indicators (LEI), which has declined in 18 consecutive months and is down nearly 8% over the past year. In the past, this has been an excellent predictor of economic inflection points.



# Disclaimer

---

## **Disclaimers**

This document is provided by SMBC Nikko Securities America, Inc. (“SMBC Nikko”), the US-registered broker-dealer affiliate of Sumitomo Mitsui Banking Corporation, for informational purposes only. This document was prepared by SMBC Nikko’s economist(s). The views statements, assumptions and forecasts expressed herein are those of the author(s) and do not reflect the judgment of any other person or of SMBC Nikko. It does not constitute an offer, or solicitation of the sale or purchase, of securities or other investments. The information contained herein is obtained or derived from sources believed to be reliable, but SMBC Nikko and the author(s) make no representations as to its accuracy or completeness. In some cases, such information may be incomplete or summarized. This document has been prepared based on assumptions and parameters determined by the economist(s) in good faith. The assumptions and parameters used are not the only ones that could have been selected, and therefore no guarantee is given as to the accuracy, completeness, or reasonableness of any such quotations, disclosures, or analyses. Past performance is not a reliable indicator of any future results.

This document has been prepared for and is directed at institutional investors and other market professionals, and is not intended for use by retail customers. It does not take into account any specific investment objective, financial situation, or particular need of any recipient. The information contained herein should, for whatever purpose, be used solely at the discretion and responsibility of the recipient. SMBC Nikko and its affiliates do not accept any liability or responsibility for any results in connection with the use of such information. Recipients are responsible for making final investment decisions and should do so at their own discretion after conducting a careful examination of all documentation delivered prior to execution, explanatory documents pertaining to listed securities, prospectuses, and other relevant documents, and their own independent analysis and assessment of the merits of any transaction. The financial instruments discussed may be speculative and may involve risks to principal and interest.

## **Conflicts of Interest Disclosures**

The views statements, assumptions and forecasts expressed herein may differ from those expressed in globally branded research produced by SMBC Nikko or its affiliates. The trading desks of SMBC Nikko and its affiliates trade or may trade as principal in the financial instruments that are the subject of this material, and the author(s) of this document may have consulted with the trading desks while preparing this document. The proprietary interests of SMBC Nikko and its affiliates may conflict with those of the recipient. SMBC Nikko and its affiliates may seek to do business with the companies mentioned in this material and the trading desks may have accumulated, be in the process of accumulating, or accumulate long or short positions in the financial instruments mentioned and may have acquired them at prices no longer available. The trading desks may also have or take positions inconsistent with the views expressed in this document or may have already traded on those views.

This material is not a research report, and neither this material nor its author(s) is subject to SMBC Nikko policies and procedures that apply to the globally branded research reports and research analysts of SMBC Nikko and its affiliates or to legal requirements designed to promote the independence of investment research. It is not subject to any prohibition on dealing ahead of the dissemination of investment research. This means that on the date of this document, SMBC Nikko, its affiliates, and their respective directors, representatives, or employees, may have a long or short position in any of the instruments mentioned in this document and may make a market or trade in instruments economically related to the securities, derivatives or other underlying assets mentioned herein, in each case either as principal or as agent.

No part of the author(s) compensation was, is, or will be, directly or indirectly related to the specific recommendations or views expressed herein. The personal views of authors may differ from one another.

Distribution, possession or delivery of this document in, to or from certain jurisdictions may be restricted or prohibited by law. Recipients of this document are required to inform themselves of and comply with all such restrictions or prohibitions.

© 2023 SMBC Group. All rights reserved.